

CBSE RESULT ANALYSIS

EKLAVYA MODEL RES SCHOOL GEEDAM DANTEWADA CG

CLASS XII



Powered by


schoolcanvas

Technology for Smart Schools


Wondering how our Software & Mobile Apps could
automate your whole school?

Reach to us @ 6209024700/9282424700


SUMMARY SNAP SHOTS




STUDENTS ENROLLED
11



STUDENTS APPEARED
9




STUDENTS PASSED
1




OVERALL PASS%
11.11 %



AVERAGE GRADE
D1

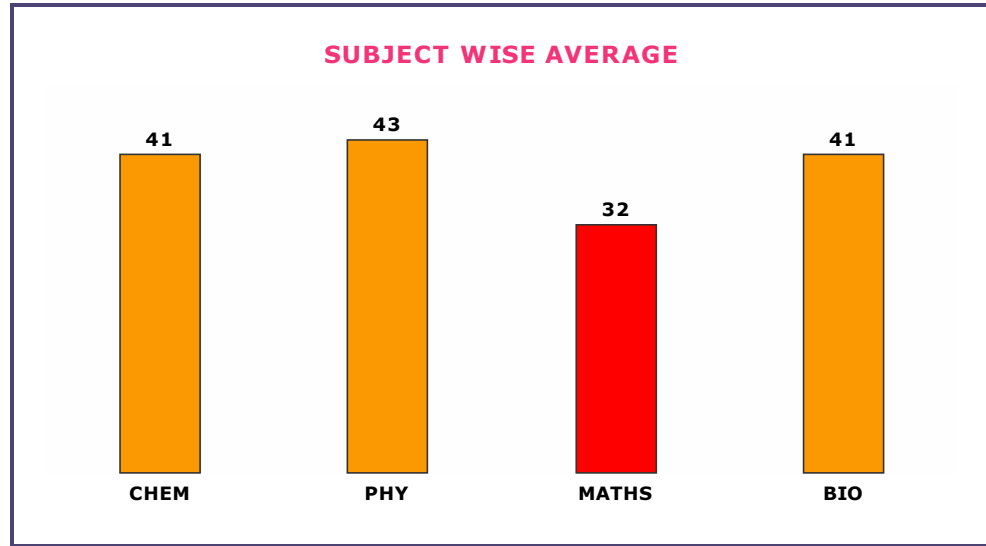
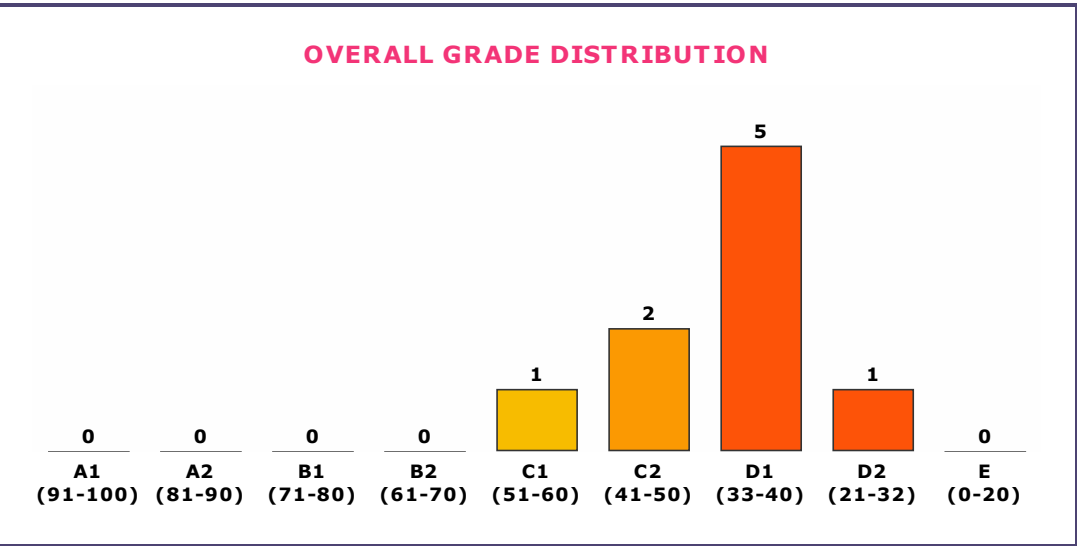


AVERAGE SCORE
39.22



AVERAGE PERCENTAGE
39.2

COMPT.	8
ESST. RPT	0
ABST.	2



SUBJECT WISE ANALYSIS

SUBJECT NAME	STUDENTS APPEARED	AVERAGE GRADE	AVERAGE SCORE	CLASS HIGHEST	CLASS LOWEST	GRADE DISTRIBUTION								
						A 1	A 2	B 1	B 2	C 1	C 2	D 1	D 2	E
CHEMISTRY	2	C2	41	44	38	0	0	0	0	0	0	0	0	0
PHYSICS	2	C2	43	52	33	0	0	0	0	0	0	0	1	0
MATHEMATICS	2	D1	32	33	31	0	0	0	0	0	0	0	0	0
BIOLOGY	3	D1	41	46	38	0	0	0	0	0	0	0	0	0

TOPPERS

S.NO.	ROLL NO.	NAME	TOTAL MARKS
1	12606691	F MANGO	52
2	12606692	F NISHA	46
3	12606686	F JYOTI TAMO	44
4	12606683	F EENA NARETI	38
5	12606698	F RUCHI	38
6	12606701	F SHANTI	38
7	12606675	F YOGITA KUNJAM	33
8	12606695	F PURNIMA	33
9	12606672	F SANGITA GAWDE	31
10	12606670	F MUSKAN	0
11	12606685	F JYOTI NETAM	0

STUDENT WISE ANALYSIS

S.NO.	RANK	ROLL NO.	STUDENT NAME	TOTAL MARK	OVERALL %	OVERALL GRADE	RESULT	CHEM		PHY		MATHS		BIO	
								M	G	M	G	M	G	M	G
1	1	12606691	FMANGO	52	52.00	C1	PASS			52 (H)	D2				
2	2	12606692	FNISHA	46	46.00	C2	COMP							46 (H)	RTE
3	3	12606686	FJYOTI TAMO	44	44.00	C2	COMP	44 (H)	RTE						
4	4	12606683	FEENA NARETI	38	38.00	D1	COMP	38 (L)	RTE						
5	4	12606698	FRUCHI	38	38.00	D1	COMP							38 (L)	RTE
6	4	12606701	FSHANTI	38	38.00	D1	COMP							38 (L)	RTE
7	5	12606675	FYOGITA KUNJAM	33	33.00	D1	COMP					33 (H)	RTE		
8	5	12606695	FPURNIMA	33	33.00	D1	COMP			33 (L)	RTE				
9	6	12606672	FSANGITA GAWDE	31	31.00	D2	COMP					31 (L)	RTE		
10	7	12606670	FMUSKAN	0	.00	E	ABST			0	ABS				
11	7	12606685	FJYOTI NETAM	0	.00	E	ABST			0	ABS				